



BROPHY holdowns may be installed in minutes



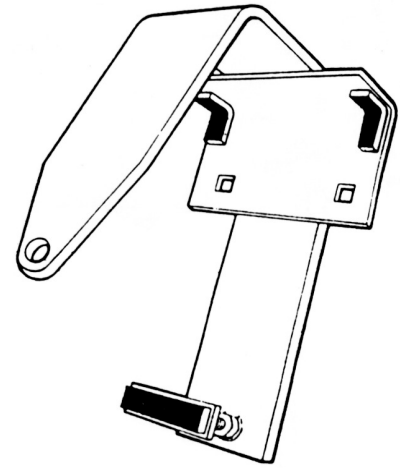
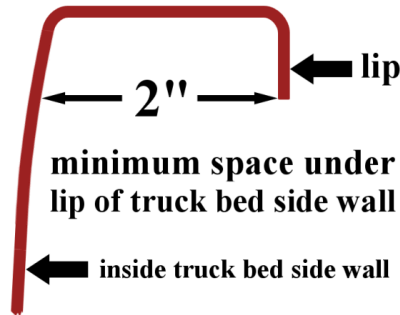
## INSTALLATION

### Box contents:

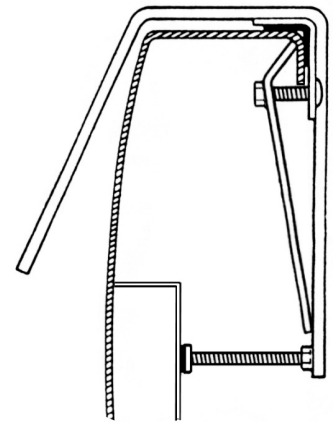
- (4) bodies,
- (4) T-bar bolts
- (4) clamp plates
- (1) hardware package

### Hardware package contents:

- (8) 3/8" x 1 3/4" square head tap bolts
- (8) 3/8" hex nuts
- (4) 7/16" hex nuts
- (12) neoprene pads



- 1 Place protective neoprene pads under rest plates and on T-Bars — see illustration at upper right. Thread a 7/16" hex nut on each T-Bar and then thread each T-Bar into the nut that is welded at the bottom of each Holdown.
- 2 Place the front two Holdowns as forward as possible on rails of pickup body— making sure they are forward of the front camper eyebolts. Place the back two Holdowns on rails of pickup slightly behind eyebolts (see illustration below.) Adjust all T-Bars until Holdowns are square with rail. Then tighten 7/16" hex nuts against nuts welded in body to lock T-Bars in place.
- 3 Put each locking clamp in place under rail of pickup and square with its



**\* Warning: not for off-road use \***

Not compatible with drop-in or slide-in bed liners. The bed liner must either be removed or a cut must be made at each of the four corners where the hold downs are to be placed to accommodate metal-on-metal mounting. Spray-on bed liners are fine.

Some pickups require extra long T-bars (item # **2007**) for installation (not included.) Pickups that require item #**2007**: 2020 Chevrolet 2500/3500 and the 2006 Dodge Ram 1500 4x4

For #**HSWB**, install the "Front" labeled holdowns towards the cab of the pickup and the "Back" labeled holdowns at the back of the truck bed.



## LIMITED WARRANTY

If any part or parts manufactured by C.R. Brophy Machine Works should prove defective within one year from the date it is delivered new to the purchaser, simply return the part prepaid to C.R. Brophy Machine Works, PO Box 122, Clackamas, Oregon 97015 and if in its opinion the defect is due to defective materials or workmanship furnished by the manufacturer, the part will be replaced or repaired without charge for the part or labor involved in its replacement.

The manufacturer's responsibility is limited to the replacement of defective parts as described above and is in lieu of all conditions or warranties expressed or implied statutory or otherwise. The purchaser takes the part or parts as is and with all faults without any warranty as to merchantability or fitness for any purpose and the manufacturer shall not be responsible for any loss, damage, injury, expense, or other liability, in tort or in contract arising out of the use, design or condition of any part or parts or arising out of any defective part or parts, occurring to any person or to the property of any person.

Any defective part or parts must be returned to the manufacturer with all postage or shipping charges prepaid promptly upon discovery of the defect. In no event will this warranty apply to any part or parts received at the manufacturer's place of business after one year from the date of delivery to the purchaser. If in the opinion of the manufacturer the defect in any part or parts is not the result of defective material or workmanship furnished by the manufacturer, the part or parts may be disposed of as scrap twenty days after notice to the purchaser of the manufacturer's decision.